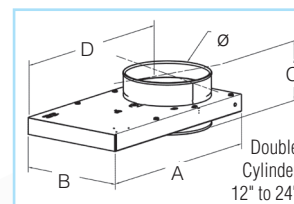
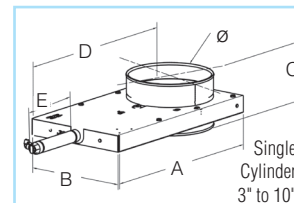


SD Automatic Blast Gate

Ordering Information

- When ordering, specify gauge (if non-standard), dimension, end styles and control circuit voltage. Material is Galvanized Steel.
- Operated by single acting compressed air magnetic cylinders, controlled by electrically connected solenoid.
- APPLICATION: Gates are used for industrial dust extraction where continuous extraction is not always needed and where manual control needs to be eliminated.

- Standard 120V control circuit and 75psi minimum air pressure. Optional 24V DC or AC control circuit available.
- All auto blast gates have cylinders with galvanized or SS body and steel rod. Single cylinder: 3" to 10". Double cylinder 12" to 24". Solenoid has plastic housing.



Ø in.	A in.	B in.	C in.	D in.	E in.	Std Weight Lbs
3	8.11	4.25	5.25	6.30	8.50	9.83
4	10.31	5.30	5.50	7.81	8.50	9.90
5	12.80	6.00	5.75	9.88	9.50	11.90
6	14.47	7.12	5.75	11.28	11.50	15.15
7	16.25	8.00	5.38	12.44	11.50	18.85
8	18.75	9.30	5.50	14.38	13.50	27.50
9	20.63	10.63	5.50	15.88	13.50	37.50
10	22.63	11.65	5.50	17.25	13.50	37.50
12	30.00	16.00	5.25	23.25	n/a	44.00
14	33.04	18.38	5.25	25.29	n/a	50.00
16	38.52	20.38	11.25	29.65	n/a	63.00
18	46.69	22.38	11.25	37.04	n/a	74.00
20	48.69	24.38	11.25	38.04	n/a	83.00
22	50.69	26.38	11.25	39.04	n/a	104.00
24	55.50	31.28	11.25	42.40	n/a	125.00

QF Material Options

Galv			
Gauges	Size (inches)		Not available in SS
	Min. Ø	Max. Ø	
Standard	22	3	12
	20	14	24
Optional	18 (Collar)	3	24
	16 (Collar)	8	24

Flanged Material Options

Galv			
Gauges	Size (inches)		Not available in SS
	Min. Ø	Max. Ø	
Standard	22	3	12
	20	14	24
Optional	18 (Collar)	3	24
	16 (Collar)	8	24

Optional End Styles


Standard QF end can be changed to Raw ID (RI), Raw OD (RO), No Fitting (NF), Flat Flange (FFL), Angle Flange (AFL), or Van Stone (VS).

Temperature Rating: Max. temperature limited to 120°F unless solenoids are located outside of housing. Max temperature for the Poly tubing on the outside of the housing and Seal (UHMW) is 150°F.

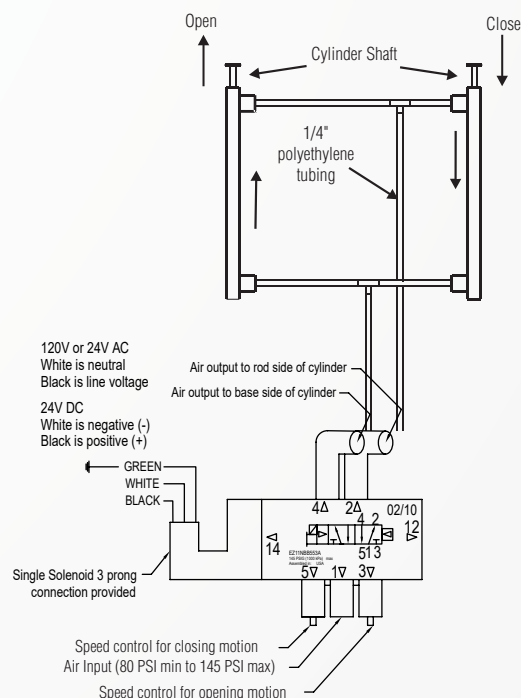
Additional Product Components and Notes

Poly tube	0.25" OD x 0.04 wall poly tube, 120 PSI, Grade E5 LIP, Type 1																																						
Magnetic Cylinder	<table border="1"> <thead> <tr> <th>Gate Size</th> <th>Stroke</th> <th>No. of Cylinders</th> <th>Bore</th> </tr> </thead> <tbody> <tr><td>3"</td><td>1.06 x 3.00</td><td rowspan="10">1</td><td rowspan="10">1.0625"</td></tr> <tr><td>4"</td><td>1.06 x 4.00</td></tr> <tr><td>5"</td><td>1.06 x 5.00</td></tr> <tr><td>6"</td><td>1.06 x 6.00</td></tr> <tr><td>7"</td><td>1.06 x 7.00</td></tr> <tr><td>8"</td><td>1.06 x 8.00</td></tr> <tr><td>9"</td><td>1.06 x 9.00</td></tr> <tr><td>10"</td><td>1.06 x 10.00</td></tr> <tr><td>12"</td><td>1.06 x 12.00</td><td rowspan="6">2</td><td rowspan="6">1.0625"</td></tr> <tr><td>14"</td><td>1.06 x 14.00</td></tr> <tr><td>16"</td><td>1.06 x 16.00</td></tr> <tr><td>18"</td><td>1.06 x 18.00</td></tr> <tr><td>20"</td><td>1.06 x 20.00</td></tr> <tr><td>22"</td><td>1.06 x 22.00</td></tr> <tr><td>24"</td><td>1.06 x 24.00</td></tr> </tbody> </table> <p>Crimped round body 304SS tube only. End caps aluminum (non-repairable).</p> <ul style="list-style-type: none"> • Ports 0.125" NPT standard • Piston rod diameter 0.312", material 304SS only • Single acting end • Standard fluid: filtered air • Operating medium: pneumatic, 250 PSI max. (normal operating pressure 80 PSI min.) 	Gate Size	Stroke	No. of Cylinders	Bore	3"	1.06 x 3.00	1	1.0625"	4"	1.06 x 4.00	5"	1.06 x 5.00	6"	1.06 x 6.00	7"	1.06 x 7.00	8"	1.06 x 8.00	9"	1.06 x 9.00	10"	1.06 x 10.00	12"	1.06 x 12.00	2	1.0625"	14"	1.06 x 14.00	16"	1.06 x 16.00	18"	1.06 x 18.00	20"	1.06 x 20.00	22"	1.06 x 22.00	24"	1.06 x 24.00
Gate Size	Stroke	No. of Cylinders	Bore																																				
3"	1.06 x 3.00	1	1.0625"																																				
4"	1.06 x 4.00																																						
5"	1.06 x 5.00																																						
6"	1.06 x 6.00																																						
7"	1.06 x 7.00																																						
8"	1.06 x 8.00																																						
9"	1.06 x 9.00																																						
10"	1.06 x 10.00																																						
12"	1.06 x 12.00			2	1.0625"																																		
14"	1.06 x 14.00																																						
16"	1.06 x 16.00																																						
18"	1.06 x 18.00																																						
20"	1.06 x 20.00																																						
22"	1.06 x 22.00																																						
24"	1.06 x 24.00																																						
Solenoid Options	<ul style="list-style-type: none"> • Single Solenoid, 2 Position, 110VAC, 2.5 watts, 1/8" NPT; IP65 Rated, RoHS, CE • Single Solenoid, 2 Position, 24VDC, .25 watts, 1/8" NPT; IP65 Rated, RoHS, CE • Single Solenoid, 2 Position, 24VAC, .25 watts, 1/8" NPT; IP65 Rated, RoHS, CE 																																						
Coil Options	<ul style="list-style-type: none"> • 24VDC • 24VAC / 12VDC • 110VAC 																																						

Reed Switch Assembly 1.06



- **Optional** position (open/closed) D-B54 sensing switch with indicator light.
- Assembly includes two switches, one indicating open position and one indicating closed position.
- Applies to both styles of Nordfab Automatic Blast Gates.



BLAST GATES